

ISOLATORS-HR Series

■ HIGH RATING HINGED STEEL ENCLOSURE ISOLATORS - 200A-1600A



■ REFERENCE STANDARDS

EN 60947-3

Low voltage switchgear and controlgear.
Part 3: switches, disconnectors, switch-disconnectors and fuse-combination unit.

EN 60529

Degrees of protection provided by enclosure.

■ VERSIONS



Surface mounting

■ TECHNICAL CHARACTERISTICS

Polarity:	3P-3P+N
Rated current:	200A-250A-315A-400A 500A-630A-800A-1000A 1250A-1600A (*)
Protection degree:	IP65
Operating temperature according to the reference standard:	-5°C +40°C
Min-Max. operating temperature:	-25°C +60°C
Material:	Sheet steel
IK degree:	IK10
Finishing/colour:	Polyester powder grey RAL7032

3P+N with late break early make neutral pole.

Padlockable handle.

Equipped with door locking.

Full current neutral pole up to 1250A.

(*) Neutral pole 1250A

Full current neutral pole available on request.

■ BEHAVIOUR WITH CHEMICAL AND ATMOSPHERIC AGENTS

Saline solution	Acids		Bases		Solvents				Mineral oil	UV rays
	Concentrated	Diluted	Concentrated	Diluted	Hexane	Benzol	Acetone	Alcohol		
Resistant	Limited Resistance	Resistant	Resistant	Resistant	Resistant	Resistant	Resistant	Resistant	Resistant	Resistant

For specific substances please contact our technical service.

■ CABLE INLETS

Hinged sheet steel enclosure 3 and 4 poles

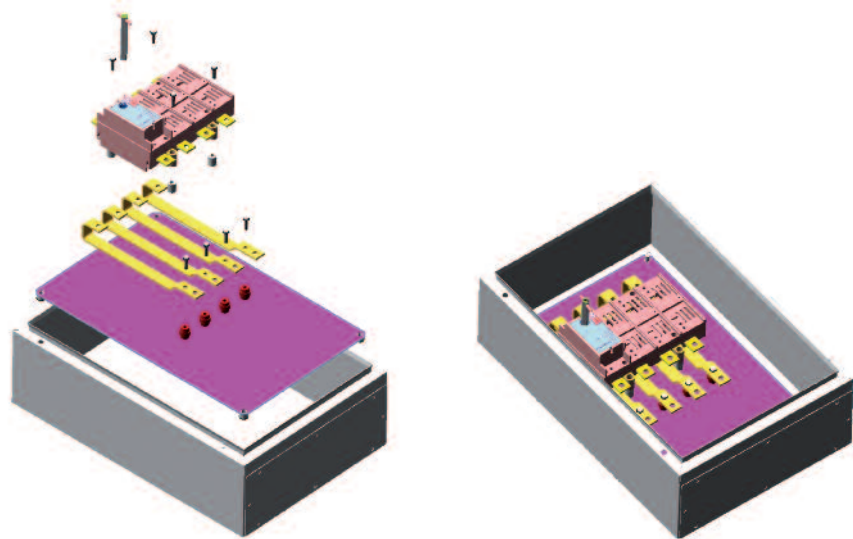
Size	Rated current (A)	Nr of poles	Enclosure dimensions	Cable entries	
1	200-250	3-4	500x300x150	Top	Gland plate
				Bottom	Gland plate
2	315-400-500-630	3-4	600x400x200	Top	Gland plate
				Bottom	Gland plate
3	800-1000-1250	3-4	700x500x250	Top	Gland plate
				Bottom	Gland plate
4	1600	3-4	1000x600x300	Top	Gland plate
				Bottom	Gland plate

Perforated or threaded entries on request.

■ CONNECTIONS

BOTTOM/BOTTOM ENTRIES

Equipped with an insulated bar system which allows the wiring both incoming and outgoing cables from the bottom side without bending.



■ APPLICATION EXAMPLES



ISOLATORS-HR Series

■ TECHNICAL DATA HIGH RATING SWITCH-DISCONNECTORS 3P AND 3P+N

Rated current		(A)	200	250	315	400	500	630	800	1000	1250	1600	
Rated insulation voltage		(V)	1000	1000	1000	1000	1000	1000	1000	1000	1000	1000	
Impulse withstand voltage		(kV)	12	12	12	12	12	12	12	12	12	12	
Rated thermal current		(A)	200	250	315	400	500	630	800	1000	1250	1600 (*)	
Rated operational current	AC21A	415V	(A)	200	250	315	400	500	630	800	1000	1250	1600
		500V	(A)	200	250	315	400	500	630	800	1000	1250	1600
		690V	(A)	200	250	315	400	500	630	800	1000	1250	1250
	AC22A	415V	(A)	200	250	315	400	500	630	800	1000	1250	1600
		500V	(A)	200	250	315	400	400	630	800	1000	1250	1250
		690V	(A)	200	250	315	400	400	630	800	1000	1250	400
	AC23A	415V	(A)	200	250	315	400	500	630	800	1000	1250	1250
		500V	(A)	125	200	250	315	315	500	800	800	800	800
		690V	(A)	160	160	200	250	250	400	400	400	400	400
Rated making capacity		415V AC23	(A)	2000	2500	3150	4000	4000	6300	6300	6300	6300	
Rated breaking capacity		415V AC23	(A)	1600	2000	2520	3200	3200	5040	5040	5040	5040	
Short circuit withstand current 1sec			(kA)	8	8	13	13	13	26.5	26.5	26.5	26.5	
Short circuit withstand current 0.25 sec			(kA)	16	16	26	26	26	53	53	53	53	
Short circuit making capacity		415V	(kA)	13.5	13.5	26	26	26	30	30	30	30	
Rated operational power		AC23A	(kW)	105	130	165	210	210	330	330	330	330	
Rated fuse short-circuit current	Back up fuse		(A)	200	250	315	400	400	630	800	1000	1000	-
	R.M.S value		(kA)	50	50	50	50	50	50	100	100	100	-
	Peak value		(kA)	20	25	25	30	30	40	70	90	100	-
	Cable section		mm ²	120	120	185	2x150	2x150	2x185	2x240	-	-	-
	Bars dimension		mm	20x5	20x5	2x (25x4)	2x (25x4)	2x (25x4)	2x (32x6)	2x (50x5)	2x (50x6)	2x (50x8)	2x (80x102)

(*) Neutral pole 1250A.

Full current neutral pole available on request.

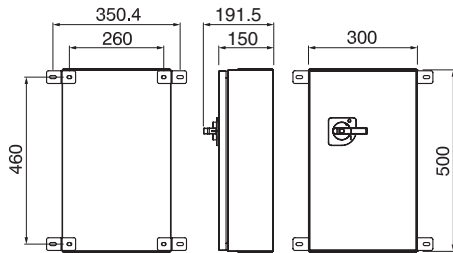
■ AUXILIARY CONTACTS

		590.PL00400x	590.PL005	590.PL0060xx
Rated thermal current	400V	16A	10A	10A
	250V	16A	16A	16A
Rated operational current AC15	400V	4.5A	-	-
	250V	6A	1A	1A

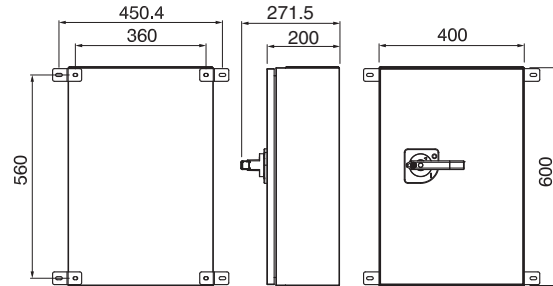
Breake before main contacts.

■ DIMENSIONS - HIGH RATINGS HINGED SHEET STEEL ENCLOSURE

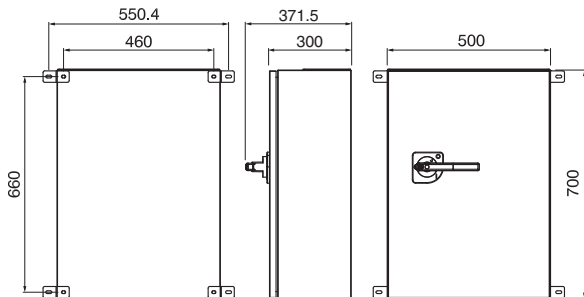
**3, 3P+N POLES 200A, 250A
TOP BOTTOM AND BOTTOM/BOTTOM ENTRIES**



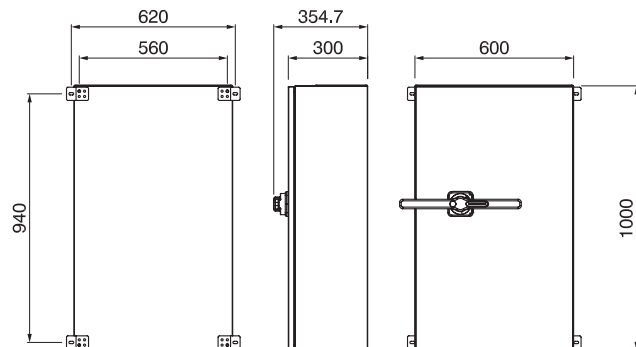
**3, 3P+N POLES 315A, 400A, 500A, 630A
TOP BOTTOM AND BOTTOM/BOTTOM ENTRIES**



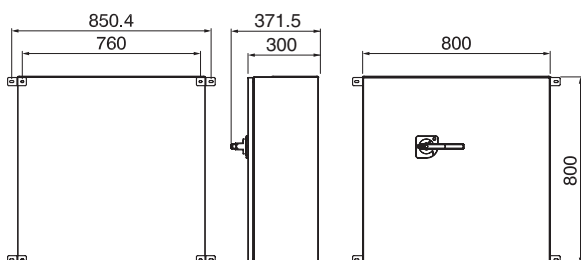
**3, 3P+N POLES 800A, 1000A, 1250A
TOP/BOTTOM ENTRIES**



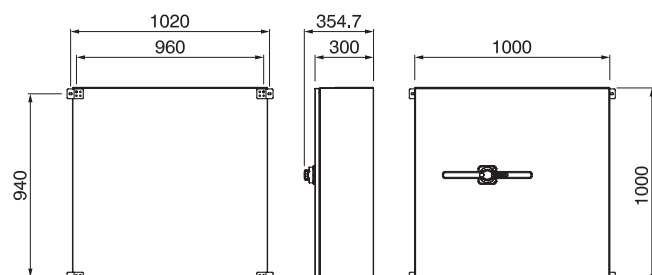
**3, 3P+N POLES 1600A
TOP/BOTTOM ENTRIES**



**3, 3P+N POLES 630A, 800A
BOTTOM/BOTTOM ENTRIES**



**3, 3P+N POLES 1000A, 1250A, 1600A
BOTTOM/BOTTOM ENTRIES**



(Dimensions in mm)

ISOLATORS-HR Series

■ HIGH RATING HINGED SHEET STEEL ENCLOSURE 3P AND 3P+N SURFACE MOUNTING – TOP/BOTTOM CONNECTION - 200A ÷ 1600A

500x300x150 mm

600x400x200 mm

700x500x250 mm

1000x600x300 mm



	Poles	IP degree	☐	GENERAL USE		GENERAL USE		GENERAL USE		GENERAL USE	
				■	□	■	□	■	□	■	□
200A	3	IP65	1	590.KGE20003							
	3P+N			590.KGE20005							
250A	3	IP65	1	590.KGE25003							
	3P+N			590.KGE25005							
315A	3	IP65	1			590.KGE31503					
	3P+N					590.KGE31505					
400A	3	IP65	1			590.KGE40003					
	3P+N					590.KGE40005					
500A	3	IP65	1			590.KGE50003					
	3P+N					590.KGE50005					
630A	3	IP65	1			590.KGE63003					
	3P+N					590.KGE63005					
800A	3	IP65	1					590.KGE80003			
	3P+N							590.KGE80005			
1000A	3	IP65	1					590.KGE100003			
	3P+N							590.KGE100005			
1250A	3	IP65	1					590.KGE125003			
	3P+N							590.KGE125005			
1600A(*)	3	IP65	1							590.KGE160003	
	3P+N									590.KGE160005	

☐ Package/Bulk Pack

- 3P+N version with late break and early make neutral pole.
- Equipped with door locking.
- Emergency switch on request.

- Padlockable handle.

- Full current neutral pole up to 1250A.

(*) Neutral pole 1250A.

Full current neutral pole available on request.

**■ HIGH RATING HINGED SHEET STEEL ENCLOSURE 3P AND 3P+N
SURFACE MOUNTING – BOTTOM/BOTTOM CONNECTION - 200A ÷ 1600A**

500x300x150 mm 600x400x200 mm 800x800x300 mm 1000x1000x300 mm



	Poles	IP degree	☐	GENERAL USE		GENERAL USE		GENERAL USE		GENERAL USE	
				■	□	■	□	■	□	■	□
200A	3	IP65	1	590.KGE20003B							
	3P+N			590.KGE20005B							
250A	3	IP65	1	590.KGE25003B							
	3P+N			590.KGE25005B							
315A	3	IP65	1			590.KGE31503B					
	3P+N					590.KGE31505B					
400A	3	IP65	1			590.KGE40003B					
	3P+N					590.KGE40005B					
500A	3	IP65	1			590.KGE50003B					
	3P+N					590.KGE50005B					
630A	3	IP65	1			590.KGE63003B					
	3P+N					590.KGE63005B					
800A	3	IP65	1			590.KGE80003B					
	3P+N					590.KGE80005B					
1000A	3	IP65	1					590.KGE100003B			
	3P+N							590.KGE100005B			
1250A	3	IP65	1					590.KGE125003B			
	3P+N							590.KGE125005B			
1600A (*)	3	IP65	1					590.KGE160003B			
	3P+N							590.KGE160005B			

☐ Package/Bulk Pack
3P+N version with late break and early make neutral pole.
Equipped with door locking.
Emergency switch on request.

- Padlockable handle.
- Full current neutral pole up to 1250A.
(* Neutral pole 1250A.
Full current neutral pole available on request.